

SAMPLE NAME: cbdMD Tincture 30 mL Natural 750 mg

Infused, Hemp Infused

CULTIVATOR / MANUFACTURER

Business Name:
License Number:
Address:

DISTRIBUTOR / TESTED FOR

Business Name: cbdMD
License Number:
Address:

SAMPLE DETAIL

Batch Number: 13061S2
Sample ID: 211104M038

Date Collected: 11/04/2021
Date Received: 11/04/2021
Batch Size:
Sample Size: 1.0 units
Unit Mass: 30 milliliters per Unit
Serving Size: 1 milliliters per Serving



Scan QR code to verify authenticity of results.

CANNABINOID ANALYSIS - SUMMARY

Total THC: Not Detected

Total CBD: 803.790 mg/unit

Sum of Cannabinoids: 814.650 mg/unit

Total Cannabinoids: 814.650 mg/unit

Total THC/CBD is calculated using the following formulas to take into account the loss of a carboxyl group during the decarboxylation step:
 Total THC = $\Delta 9\text{THC} + (\text{THCa} \cdot 0.877)$
 Total CBD = $\text{CBD} + (\text{CBDa} \cdot 0.877)$
 Sum of Cannabinoids = $\Delta 9\text{THC} + \text{THCa} + \text{CBD} + \text{CBDa} + \text{CBG} + \text{CBGa} + \text{THCV} + \text{THCVa} + \text{CBC} + \text{CBCa} + \text{CBDV} + \text{CBDVa} + \Delta 8\text{THC} + \text{CBL} + \text{CBN}$
 Total Cannabinoids = $(\Delta 9\text{THC} + 0.877 \cdot \text{THCa}) + (\text{CBD} + 0.877 \cdot \text{CBDa}) + (\text{CBG} + 0.877 \cdot \text{CBGa}) + (\text{THCV} + 0.877 \cdot \text{THCVa}) + (\text{CBC} + 0.877 \cdot \text{CBCa}) + (\text{CBDV} + 0.877 \cdot \text{CBDVa}) + \Delta 8\text{THC} + \text{CBL} + \text{CBN}$

Density: 0.9468 g/mL

TERPENOID ANALYSIS - SUMMARY

39 TESTED, TOP 3 HIGHLIGHTED

Total Terpenoids: 0.0719%

● Limonene 0.719 mg/g ● Myrcene <LOQ

SAFETY ANALYSIS - SUMMARY

Pesticides: ✔ PASS

Mycotoxins: ✔ PASS

Residual Solvents: ✔ PASS

Heavy Metals: ✔ PASS

Microbiology (PCR): ✔ PASS

Microbiology (Plating): ✔ PASS

Foreign Material: ✔ PASS

For quality assurance purposes. Not a Pre-Harvest Hemp Lab Test Report. These results relate only to the sample included on this report. This report shall not be reproduced, except in full, without written approval of the laboratory.

Sample Certification: Action Limits used in this report are a compilation of guidance from state regulatory agencies in all states. Action limits for required tests are either state-specific, or the lower of any conflicting state regulations based upon the panel requested.

Decision Rule: Statements of conformity (e.g. Pass/Fail) to specifications are made in this report without taking measurement uncertainty into account. Where statements of conformity are made in this report, the following decision rules are applied: PASS - Results within limits/specifications, FAIL - Results exceed limits/specifications.

References: limit of detection (LOD), limit of quantification (LOQ), not detected (ND), not tested (NT), too numerous to count >250 cfu/plate (TNTC), colony-forming unit (cfu)



LQC verified by: Michael Pham
Date: 11/11/2021



Approved by: Josh Wurzer, President
Date: 11/11/2021



Tested by high-performance liquid chromatography with diode-array detection (HPLC-DAD).

Method: QSP 1157 - Analysis of Cannabinoids by HPLC-DAD

TOTAL THC: Not Detected

Total THC ($\Delta 9$ THC+0.877*THCa)

TOTAL CBD: 803.790 mg/unit

Total CBD (CBD+0.877*CBDA)

TOTAL CANNABINOIDS: 814.650 mg/unit

Total Cannabinoids (Total THC) + (Total CBD) + (Total CBG) + (Total THCV) + (Total CBC) + (Total CBDV) + $\Delta 8$ THC + CBL + CBN

TOTAL CBG: 6.660 mg/unit

Total CBG (CBG+0.877*CBGa)

TOTAL THCV: ND

Total THCV (THCV+0.877*THCVa)

TOTAL CBC: ND

Total CBC (CBC+0.877*CBCa)

TOTAL CBDV: 2.010 mg/unit

Total CBDV (CBDV+0.877*CBDVa)

CANNABINOID TEST RESULTS - 11/06/2021

COMPOUND	LOD/LOQ (mg/mL)	MEASUREMENT UNCERTAINTY (mg/mL)	RESULT (mg/mL)	RESULT (%)
CBD	0.004 / 0.011	±1.2834	26.793	2.8298
CBG	0.002 / 0.006	±0.0138	0.222	0.0234
CBN	0.001 / 0.007	±0.0027	0.073	0.0077
CBDV	0.002 / 0.012	±0.0035	0.067	0.0071
$\Delta 9$ THC	0.002 / 0.014	N/A	ND	ND
$\Delta 8$ THC	0.01 / 0.02	N/A	ND	ND
THCa	0.001 / 0.005	N/A	ND	ND
THCV	0.002 / 0.012	N/A	ND	ND
THCVa	0.002 / 0.019	N/A	ND	ND
CBDA	0.001 / 0.026	N/A	ND	ND
CBDVa	0.001 / 0.018	N/A	ND	ND
CBGa	0.002 / 0.007	N/A	ND	ND
CBL	0.003 / 0.010	N/A	ND	ND
CBC	0.003 / 0.010	N/A	ND	ND
CBCa	0.001 / 0.015	N/A	ND	ND
SUM OF CANNABINOIDS			27.155 mg/mL	2.8681%

Unit Mass: 30 milliliters per Unit / Serving Size: 1 milliliters per Serving

$\Delta 9$ THC per Unit	ND
$\Delta 9$ THC per Serving	ND
Total THC per Unit	ND
Total THC per Serving	ND
CBD per Unit	803.790 mg/unit
CBD per Serving	26.793 mg/serving
Total CBD per Unit	803.790 mg/unit
Total CBD per Serving	26.793 mg/serving
Sum of Cannabinoids per Unit	814.650 mg/unit
Sum of Cannabinoids per Serving	27.155 mg/serving
Total Cannabinoids per Unit	814.650 mg/unit
Total Cannabinoids per Serving	27.155 mg/serving

DENSITY TEST RESULT

0.9468 g/mL

Tested 11/06/2021

Method: QSP 7870 - Sample Preparation





Terpenoid Analysis

Terpene analysis utilizing gas chromatography-flame ionization detection (GC-FID).

Method: QSP 1192 - Analysis of Terpenoids by GC-FID

1 Limonene

A monoterpene with a fragrance that can be described as orangey, citrusy, sweet and tart. It is most commonly found in nature as D-Limonene and is a primary contributor to the distinct scent of orange peels, from which it is commonly derived. Found in numerous pines, red maple, silver maple, aspens, cottonwoods, hemlocks, sumac, cedar, junipers...etc.

2 Myrcene


A monoterpene with a fragrance that can be described as peppery, spicy, herbal, floral and woody. Although it has a pleasant odor, it is typically used by the perfume industry as precursor for developing other fragrances. Found in hops, houttuynia, bay, thyme, lemon grass, mango, verbena, cardamom, citrus...etc.

TERPENOID TEST RESULTS - 11/06/2021

COMPOUND	LOD/LOQ (mg/g)	MEASUREMENT UNCERTAINTY (mg/g)	RESULT (mg/g)	RESULT (%)
Limonene	0.005 / 0.016	±0.0103	0.719	0.0719
Myrcene	0.008 / 0.025	N/A	<LOQ	<LOQ
α Pinene	0.005 / 0.017	N/A	ND	ND
Camphene	0.005 / 0.015	N/A	ND	ND
Sabinene	0.004 / 0.014	N/A	ND	ND
β Pinene	0.004 / 0.014	N/A	ND	ND
α Phellandrene	0.006 / 0.020	N/A	ND	ND
3 Carene	0.005 / 0.018	N/A	ND	ND
α Terpinene	0.005 / 0.017	N/A	ND	ND
p-Cymene	0.005 / 0.016	N/A	ND	ND
Eucalyptol	0.006 / 0.018	N/A	ND	ND
Ocimene	0.011 / 0.038	N/A	ND	ND
γ Terpinene	0.006 / 0.018	N/A	ND	ND
Sabinene Hydrate	0.006 / 0.022	N/A	ND	ND
Fenchone	0.009 / 0.028	N/A	ND	ND
Terpinolene	0.008 / 0.026	N/A	ND	ND
Linalool	0.009 / 0.032	N/A	ND	ND
Fenchol	0.010 / 0.034	N/A	ND	ND
(-)-Isopulegol	0.005 / 0.016	N/A	ND	ND
Camphor	0.006 / 0.019	N/A	ND	ND
Isoborneol	0.004 / 0.012	N/A	ND	ND
Borneol	0.005 / 0.016	N/A	ND	ND
Menthol	0.008 / 0.025	N/A	ND	ND
Terpineol	0.016 / 0.055	N/A	ND	ND
Nerol	0.003 / 0.011	N/A	ND	ND
Citronellol	0.003 / 0.010	N/A	ND	ND
R-(+)-Pulegone	0.003 / 0.011	N/A	ND	ND
Geraniol	0.002 / 0.007	N/A	ND	ND
Geranyl Acetate	0.004 / 0.014	N/A	ND	ND
α Cedrene	0.005 / 0.016	N/A	ND	ND
β Caryophyllene	0.004 / 0.012	N/A	ND	ND
trans-β-Farnesene	0.008 / 0.025	N/A	ND	ND
α Humulene	0.009 / 0.029	N/A	ND	ND
Valencene	0.009 / 0.030	N/A	ND	ND
Nerolidol	0.009 / 0.028	N/A	ND	ND
Caryophyllene Oxide	0.010 / 0.033	N/A	ND	ND
Guaiol	0.009 / 0.030	N/A	ND	ND
Cedrol	0.008 / 0.027	N/A	ND	ND
α Bisabolol	0.008 / 0.026	N/A	ND	ND
TOTAL TERPENOIDS			0.719 mg/g	0.0719%



 **Pesticide Analysis**

PESTICIDE TEST RESULTS - 11/06/2021  **PASS**

Pesticide and plant growth regulator analysis utilizing high-performance liquid chromatography-mass spectrometry (HPLC-MS) or gas chromatography-mass spectrometry (GC-MS).

*GC-MS utilized where indicated.

Method: QSP 1212 - Analysis of Pesticides and Mycotoxins by LC-MS or QSP 1213 - Analysis of Pesticides by GC-MS

Exclusions¹ see last page


Exclusions² see last page

COMPOUND	LOD/LOQ (µg/g)	ACTION LIMIT (µg/g)	MEASUREMENT UNCERTAINTY (µg/g)	RESULT (µg/g)	RESULT
Abamectin	0.03 / 0.10	0.3	N/A	ND	PASS
Acephate	0.02 / 0.07	5	N/A	ND	PASS
Acequinocyl	0.02 / 0.07	4	N/A	ND	PASS
Acetamiprid	0.02 / 0.05	5	N/A	ND	PASS
Aldicarb	0.03 / 0.08	≥ LOD	N/A	ND	PASS
Azoxystrobin	0.02 / 0.07	40	N/A	ND	PASS
Bifenazate	0.01 / 0.04	5	N/A	ND	PASS
Bifenthrin	0.02 / 0.05	0.5	N/A	ND	PASS
Boscalid	0.03 / 0.09	10	N/A	ND	PASS
Captan	0.19 / 0.57	5	N/A	ND	PASS
Carbaryl	0.02 / 0.06	0.5	N/A	ND	PASS
Carbofuran	0.02 / 0.05	≥ LOD	N/A	ND	PASS
Chlorantraniliprole	0.04 / 0.12	40	N/A	ND	PASS
Chlordane*	0.03 / 0.08	≥ LOD	N/A	ND	PASS
Chlorfenapyr*	0.03 / 0.10	≥ LOD	N/A	ND	PASS
Chlorpyrifos	0.02 / 0.06	≥ LOD	N/A	ND	PASS
Clofentezine	0.03 / 0.09	0.5	N/A	ND	PASS
Coumaphos	0.02 / 0.07	≥ LOD	N/A	ND	PASS
Cyfluthrin	0.12 / 0.38	1	N/A	ND	PASS
Cypermethrin	0.11 / 0.32	1	N/A	ND	PASS
Daminozide	0.02 / 0.07	≥ LOD	N/A	ND	PASS
DDVP (Dichlorvos)	0.03 / 0.09	≥ LOD	N/A	ND	PASS
Diazinon	0.02 / 0.05	0.2	N/A	ND	PASS
Dimethoate	0.03 / 0.08	≥ LOD	N/A	ND	PASS
Dimethomorph	0.03 / 0.09	20	N/A	ND	PASS
Ethoprop(hos)	0.03 / 0.10	≥ LOD	N/A	ND	PASS
Etofenprox	0.02 / 0.06	≥ LOD	N/A	ND	PASS
Etoxazole	0.02 / 0.06	1.5	N/A	ND	PASS
Fenhexamid	0.03 / 0.09	10	N/A	ND	PASS
Fenoxycarb	0.03 / 0.08	≥ LOD	N/A	ND	PASS
Fenpyroximate	0.02 / 0.06	2	N/A	ND	PASS
Fipronil	0.03 / 0.08	≥ LOD	N/A	ND	PASS
Flonicamid	0.03 / 0.10	2	N/A	ND	PASS
Fludioxonil	0.03 / 0.10	30	N/A	ND	PASS
Hexythiazox	0.02 / 0.07	2	N/A	ND	PASS
Imazalil	0.02 / 0.06	≥ LOD	N/A	ND	PASS
Imidacloprid	0.04 / 0.11	3	N/A	ND	PASS
Kresoxim-methyl	0.02 / 0.07	1	N/A	ND	PASS
Malathion	0.03 / 0.09	5	N/A	ND	PASS
Metalaxyl	0.02 / 0.07	15	N/A	ND	PASS
Methiocarb	0.02 / 0.07	≥ LOD	N/A	ND	PASS

Continued on next page



 **Pesticide Analysis** *Continued*

PESTICIDE TEST RESULTS - 11/06/2021 *continued*  **PASS**


Pesticide and plant growth regulator analysis utilizing high-performance liquid chromatography-mass spectrometry (HPLC-MS) or gas chromatography-mass spectrometry (GC-MS).

*GC-MS utilized where indicated.

Method: QSP 1212 - Analysis of Pesticides and Mycotoxins by LC-MS or QSP 1213 - Analysis of Pesticides by GC-MS

COMPOUND	LOD/LOQ (µg/g)	ACTION LIMIT (µg/g)	MEASUREMENT UNCERTAINTY (µg/g)	RESULT (µg/g)	RESULT
Methomyl	0.03 / 0.10	0.1	N/A	ND	PASS
Methyl parathion	0.03 / 0.10	≥ LOD	N/A	ND	PASS
Mevinphos	0.03 / 0.09	≥ LOD	N/A	ND	PASS
Myclobutanil	0.03 / 0.09	9	N/A	ND	PASS
Naled	0.02 / 0.07	0.5	N/A	ND	PASS
Oxamyl	0.04 / 0.11	0.2	N/A	ND	PASS
Pacllobutrazol	0.02 / 0.05	≥ LOD	N/A	ND	PASS
Pentachloronitrobenzene*	0.03 / 0.09	0.2	N/A	ND	PASS
Permethrin	0.04 / 0.12	20	N/A	ND	PASS
Phosmet	0.03 / 0.10	0.2	N/A	ND	PASS
Piperonylbutoxide	0.02 / 0.07	8	N/A	ND	PASS
Prallethrin	0.03 / 0.08	0.4	N/A	ND	PASS
Propiconazole	0.02 / 0.07	20	N/A	ND	PASS
Propoxur	0.03 / 0.09	≥ LOD	N/A	ND	PASS
Pyrethrins	0.04 / 0.12	1	N/A	ND	PASS
Pyridaben	0.02 / 0.07	3	N/A	ND	PASS
Spinetoram	0.02 / 0.07	3	N/A	ND	PASS
Spinosad	0.02 / 0.07	3	N/A	ND	PASS
Spiromesifen	0.02 / 0.05	12	N/A	ND	PASS
Spirotetramat	0.02 / 0.06	13	N/A	ND	PASS
Spiroxamine	0.03 / 0.08	≥ LOD	N/A	ND	PASS
Tebuconazole	0.02 / 0.07	2	N/A	ND	PASS
Thiacloprid	0.03 / 0.10	≥ LOD	N/A	ND	PASS
Thiamethoxam	0.03 / 0.10	4.5	N/A	ND	PASS
Trifloxystrobin	0.03 / 0.08	30	N/A	ND	PASS

 **Mycotoxin Analysis**

MYCOTOXIN TEST RESULTS - 11/06/2021  **PASS**

Mycotoxin analysis utilizing high-performance liquid chromatography-mass spectrometry (HPLC-MS).

Method: QSP 1212 - Analysis of Pesticides and Mycotoxins by LC-MS

Exclusions³ see last page

COMPOUND	LOD/LOQ (µg/kg)	ACTION LIMIT (µg/kg)	MEASUREMENT UNCERTAINTY (µg/kg)	RESULT (µg/kg)	RESULT
Aflatoxin B1	2.0 / 6.0		N/A	ND	
Aflatoxin B2	1.8 / 5.6		N/A	ND	
Aflatoxin G1	1.0 / 3.1		N/A	ND	
Aflatoxin G2	1.2 / 3.5		N/A	ND	
Total Aflatoxin		20		ND	PASS
Ochratoxin A	6.3 / 19.2		N/A	ND	



Residual Solvents Analysis

Residual Solvent analysis utilizing gas chromatography-mass spectrometry (GC-MS).

Method: QSP 1204 - Analysis of Residual Solvents by GC-MS

Exclusions⁴ see last page

RESIDUAL SOLVENTS TEST RESULTS - 11/06/2021 ✔ PASS

COMPOUND	LOD/LOQ (µg/g)	ACTION LIMIT (µg/g)	MEASUREMENT UNCERTAINTY (µg/g)	RESULT (µg/g)	RESULT
Propane	10 / 20	5000	N/A	ND	PASS
Butane	10 / 50	5000	N/A	ND	PASS
Pentane	20 / 50	5000	N/A	ND	PASS
Hexane	2 / 5	290	N/A	ND	PASS
Heptane	20 / 60	5000	N/A	ND	PASS
Benzene	0.03 / 0.09	1	N/A	ND	PASS
Toluene	7 / 21	890	N/A	ND	PASS
Total Xylenes	50 / 160	2170	N/A	ND	PASS
Methanol	50 / 200	3000	N/A	ND	PASS
Ethanol	20 / 50	5000	N/A	ND	PASS
Isopropyl Alcohol	10 / 40	5000	N/A	ND	PASS
Acetone	20 / 50	5000	N/A	ND	PASS
Ethyl ether	20 / 50	5000	N/A	ND	PASS
Ethylene Oxide	0.3 / 0.8	1	N/A	ND	PASS
Ethyl acetate	20 / 60	5000	N/A	ND	PASS
Chloroform	0.1 / 0.2	1	N/A	ND	PASS
Methylene chloride	0.3 / 0.9	1	N/A	ND	PASS
Trichloroethylene	0.1 / 0.3	1	N/A	ND	PASS
1,2-Dichloroethane	0.05 / 0.1	1	N/A	ND	PASS
Acetonitrile	2 / 7	410	N/A	ND	PASS

Heavy Metals Analysis

Heavy metal analysis utilizing inductively coupled plasma-mass spectrometry (ICP-MS).

Method: QSP 1160 - Analysis of Heavy Metals by ICP-MS

HEAVY METALS TEST RESULTS - 11/05/2021 ✔ PASS

COMPOUND	LOD/LOQ (µg/g)	ACTION LIMIT (µg/g)	MEASUREMENT UNCERTAINTY (µg/g)	RESULT (µg/g)	RESULT
Arsenic	0.02 / 0.1	0.42	N/A	ND	PASS
Cadmium	0.02 / 0.05	0.27	N/A	ND	PASS
Lead	0.04 / 0.1	0.5	N/A	ND	PASS
Mercury	0.002 / 0.01	0.4	N/A	ND	PASS

Microbiology Analysis

PCR AND PLATING

Analysis conducted by polymerase chain reaction (PCR) and fluorescence detection of microbiological contaminants.

Method: QSP 1221 - Analysis of Microbiological Contaminants

MICROBIOLOGY TEST RESULTS (PCR) - 11/11/2021 ✔ PASS

COMPOUND	ACTION LIMIT	RESULT	RESULT
Shiga toxin-producing <i>Escherichia coli</i>	Not Detected in 1g	ND	PASS
<i>Salmonella</i> spp.	Not Detected in 1g	ND	PASS
<i>Aspergillus fumigatus</i>	Not Detected in 1g	ND	PASS
<i>Aspergillus flavus</i>	Not Detected in 1g	ND	PASS
<i>Aspergillus niger</i>	Not Detected in 1g	ND	PASS
<i>Aspergillus terreus</i>	Not Detected in 1g	ND	PASS
<i>Listeria monocytogenes</i>	Not Detected in 1g	ND	PASS





Microbiology Analysis *Continued*

PCR AND PLATING

Analysis conducted by 3M™ Petrifilm™ and plate counts of microbiological contaminants.

Method: QSP 6794 - Plating with 3M™ Petrifilm™

MICROBIOLOGY TEST RESULTS (PLATING) - 11/11/2021 ✔ PASS

COMPOUND	ACTION LIMIT (cfu/g)	RESULT (cfu/g)	RESULT
Total Aerobic Bacteria	100	ND	PASS
Total Yeast and Mold	10	ND	PASS



Foreign Material Analysis

Visual analysis includes, but is not limited to, sand, soil, cinders, dirt, mold, hair, insect fragments, and mammalian excreta.

Method: QSP 1226 - Analysis of Foreign Material in Cannabis and Cannabis Products

FOREIGN MATERIAL TEST RESULTS - 11/05/2021 ✔ PASS

COMPOUND	ACTION LIMIT	RESULT
Total Sample Area Covered by Sand, Soil, Cinders, or Dirt	>25%	PASS
Total Sample Area Covered by Mold	>25%	PASS
Total Sample Area Covered by an Imbedded Foreign Material	>25%	PASS
Insect Fragment Count	> 1 per 3 grams	PASS
Hair Count	> 1 per 3 grams	PASS
Mammalian Excreta Count	> 1 per 3 grams	PASS

NOTES

1. Exclusions: QSP 1213 - Sample Certification: California Code of Regulation Title 4 Division 19
2. Exclusions: QSP 1212 - Sample Certification: California Code of Regulation Title 4 Division 19
3. Exclusions: Sample Certification: California Code of Regulation Title 4 Division 19 : Ochratoxin A - Action Limit: 20 µg/kg
4. Exclusions: Sample Certification: California Code of Regulation Title 4 Division 19

